

TOYO TIRES
driven to perform



TOYO TIRES
www.toyo.co.uk

Truck Tyre Brochure

TOYO TIRES (UK) Ltd.
Toyo House, Shipton Way, Rushden, Northants, NN10 6GL

Telephone 01933 411 144
Fax 01933 410 945
Email info@toyo.co.uk

Toyo Tires: advanced truck tyre technology

Every Toyo truck tyre benefits from the annual investment of over \$100 million in research and development. World leading design technology and continuous development combine to produce truck tyres which meet the needs of the most demanding users. In an increasingly sophisticated transport industry, high mileage along with consistent performance are the minimum expectation. In addition, Toyo truck tyres are built on low stress casings to reduce heat build up and employ a variety of features to ensure they wear evenly. With Toyo truck tyres, high performance is reliable and consistent throughout their long life.

'Kaizen' improvement programmes at every truck tyre plant are supported by the most advanced tyre technical centre which is based in Japan. Integrating people and Information Technology, Itami Technical Centre produces better truck tyres in a shorter space of time than would normally be possible. Accelerating the process of tyre innovation is what the technical centre was designed for.

Toyo are committed to providing the most technologically advanced truck products. Whether you run an articulated truck or a delivery van, Toyo have the solution.



Itami Technical Centre



long distance:

- 04: M144A STEER
M111 STEER
M140 STEER
- 05: M125 STEER
M622 DRIVE
M632 DRIVE

trailer:

- 06: M120
M149
M320
- 07: M1090
M1430

regional:

- 08: M142 STEER
M605 DRIVE

light truck:

- 09: M143
M109
M82
- 10: M608
M76

van tyres:

- 11: H09
H08
H02
V02
- 12: 350/330
REINFORCED
- SNOWPROX
S930/S942

regrooving recommendations

- 13: M144
M111
M111 (11R22.5)
M140
M125
M622
M614
M142
M605
M315
M320
M119
- 14: M120
M143/
M1430
M608
M632
M149
M109/
M1090
M82

technical information

- 14: LOAD AND SPEED
INFORMATION
- 15: PRESSURE
RECOMMENDATION
CHART

Technology, Performance and Advanced Engineering

All Toyo Long Distance Application tyres are designed to give excellent life. A number of features including the use of special compounds designed to give high mileage contribute to this lasting performance.

Optimum casing design allows even wear and low internal stresses which gives great traction and improves the retreadability of the tyres at the end of their long life.

All Toyo truck tyres are designed with high acceptability for retreading in mind.

M144A STEER: The Toyo M144, is the latest in a long line of innovative truck tyres. The M144 delivers exceptional high mileage with even wear in medium to long distance applications.

Differential grooves in the shoulder and an optimised casing profile resist irregular wear by maintaining even pressure on the contact area of the tyre. This combined with a new wear resistant compound ensure the longest life possible.

In addition, multi pitch grooves and cross sipes in the central tread area provide enhanced traction in the wet throughout its long life.

TYRE SIZE	LOAD/SPEED INDEX	TREAD DEPTH	OVERALL DIA (mm)	OVERALL WIDTH (mm)	STATIC RADIUS (mm)	ALTERNATE RIM (inch)
295/80R22.5	152/148M	15.0	1054	303	490	8.25 - 9.00
315/80R22.5	154/150M *	15.0	1082	312	503	9.00 - 9.75
305/70R22.5	152/148M	14.9	1004	307	467	8.25 - 9.00
315/70R22.5	152/150M	15.0	1020	313	474	9.00 - 9.75

* Dual marked 156/150L



M111 STEER:

The M111 is a steer tyre which excels at long distance road work. Long life and even wear are hallmarks of the tread which also includes stone ejection capabilities to further protect your investment. The M111 continues to be a benchmark tyre for high mileage and consistent wear.

TYRE SIZE	LOAD/SPEED INDEX	TREAD DEPTH	OVERALL DIA (mm)	OVERALL WIDTH (mm)	STATIC RADIUS (mm)	ALTERNATE RIM (inch)
11R22.5	148/145M	15.0	1052	277	489	7.50 - 8.25
12R22.5	152/147M	14.9	1081	295	503	8.25 - 9.00
295/80R22.5	152/148M	14.9	1050	303	488	8.25 - 9.00
315/80R22.5	154/150M *	14.4	1079	312	502	9.00 - 9.75

* Dual marked 156/150L



M140 STEER:

The M140 is a truck and bus tyre which has been developed to improve wear performance and retreadability. Featuring a new casing construction, profile and tread compound, the M140 gives excellent all round performance.

TYRE SIZE	LOAD/SPEED INDEX	TREAD DEPTH	OVERALL DIA (mm)	OVERALL WIDTH (mm)	STATIC RADIUS (mm)	ALTERNATE RIM (inch)
275/70R22.5	148/145M	13.6	962	275	447	7.50 - 8.25



M125 STEER:

An all position tyre, the M125 performs well on steered and driven axles. The five ribs and differential grooves in the shoulders combine to resist irregular wear and ensure extended tread life.

TYRE SIZE	LOAD/SPEED INDEX	TREAD DEPTH	OVERALL DIA (mm)	OVERALL WIDTH (mm)	STATIC RADIUS (mm)	ALTERNATE RIM (inch)
275/80R22.5	148/145M	13.8	1018	278	473	7.50 - 8.25



M622 / M632 DRIVE:

The Toyo M622/M632 is a deep tread drive axle tyre designed for long distance applications where tyre life is imperative. Exceeding the life of many competitors products, the M622/M632 also comes with improved traction to make those long journeys safer. With a long lasting compound and a new tread radius for improved life and stability, the M622/M632 is the choice of fleet managers and drivers.

TYRE SIZE	LOAD/SPEED INDEX	TREAD DEPTH	OVERALL DIA (mm)	OVERALL WIDTH (mm)	STATIC RADIUS (mm)	ALTERNATE RIM (inch)
295/80R22.5	152/148M	20.0	1059	303	492	8.25 - 9.0
315/80R22.5	154/150M	20.6	1094	312	509	9.00 - 9.75
315/70R22.5 *	152/148M	20.2	1027	316	478	8.25 - 9.75
295/60R22.5	150/147L	17.6	927	290	431	9.00 - 9.75
315/60R22.5 *	152/148L	*	*	*	*	*

* M632



M120: This all purpose trailer tyre gives low cost per kilometre use. Five ribs, spaced optimally ensure that irregular wear is minimised and fuel economy is enhanced.

TYRE SIZE	LOAD/SPEED INDEX	TREAD DEPTH	OVERALL DIA (mm)	OVERALL WIDTH (mm)	STATIC RADIUS (mm)	ALTERNATE RIM (inch)
10R22.5	146/143L	13.4	1013	255	471	6.75 - 7.50
11R22.5	148/145M	14.1	1050	282	488	7.50 - 8.25



M149: The M149 is a wide single, low profile tyre which can also be used on steered axles. It provides outstanding mileage due to its uniform contact patch and low stress casing.

TYRE SIZE	LOAD/SPEED INDEX	TREAD DEPTH	OVERALL DIA (mm)	OVERALL WIDTH (mm)	STATIC RADIUS (mm)	ALTERNATE RIM (inch)
385/65R22.5	160K	15.9	1079	376	502	11.75 - 12.25
385/55R22.5	160K	15.0	1009	378	469	11.75 - 12.25



M320: Specifically designed for bulk tipper operations, the Toyo M320 is at home on or off the road. M320 is ideal for fitment to steered axles or trailers. The M320 offers great traction with a high resistance to damage.

TYRE SIZE	LOAD/SPEED INDEX	TREAD DEPTH	OVERALL DIA (mm)	OVERALL WIDTH (mm)	STATIC RADIUS (mm)	ALTERNATE RIM (inch)
385/65R22.5	160K	17.5	1082	376	503	11.75 - 12.25
425/65R22.5	165K	18.2	1140	415	530	11.75 - 13.00



M1090: Specifically designed for low platform trailers, the M1090 has a low rolling resistance. M1090 has been designed to run very cool to ensure reliability and long life however arduous the operation.

TYRE SIZE	LOAD/SPEED INDEX	TREAD DEPTH	OVERALL DIA (mm)	OVERALL WIDTH (mm)	STATIC RADIUS (mm)	ALTERNATE RIM (inch)
7.50R15	135/133J	11.0	777	210	361	6.00 - 6.5
8.25R 15	143/141J	12.0	841	232	391	6.00 - 7.00
10.00R15	148/145J	13.0	910	275	423	7.00 - 8.00



M1430: The M1430 is the latest generation low profile trailer tyre designed specifically for low platform trailers. In the most severe applications, M1430 delivers high mileage, reliable service and excellent retreadability.

TYRE SIZE	LOAD/SPEED INDEX	TREAD DEPTH	OVERALL DIA (mm)	OVERALL WIDTH (mm)	STATIC RADIUS (mm)	ALTERNATE RIM (inch)
9.5R17.5	143/141J	12.5	838	230	376	6.00 - 6.75
215/75R17.5	135/133J	11.6	774	212	351	6.00 - 6.75
235/75R17.5	143/141J	12.1	803	233	362	6.75 - 7.50
245/70R17.5	143/141J	12.5	799	242	372	6.75 - 7.50
245/70R19.5	141/140J	12.5	843	240	383	6.75 - 7.50
265/70R19.5	143/141J	13.0	871	253	394	6.75 - 8.25
285/70R19.5	150/148J	13.5	893	275	403	7.50 - 9.00



excellent retreadability:



M142 STEER:

The M142 is the flagship regional road tyre which delivers exceptional mileage and improved wet grip in a range of operating conditions including the occasional off road requirement. The M142 provides low cost mileage on all short and medium distance applications.

TYRE SIZE	LOAD/SPEED INDEX	TREAD DEPTH	OVERALL DIA (mm)	OVERALL WIDTH (mm)	STATIC RADIUS (mm)	ALTERNATE RIM (inch)
295/80R22.5	152/148M	14.9	1054	303	490	8.25 - 9.0
315/80R22.5	154/150M	16.0	1084	312	504	9.00 - 9.75



M605 DRIVE:

The M605 is a super deep drive axle tyre which with development of the both the compounds and casing continues to give exceptionally high mileage. It is especially popular with those hauliers looking for a low maintenance tyre. As with all Toyo truck tyres, the M605 has excellent retreadability.

TYRE SIZE	LOAD/SPEED INDEX	TREAD DEPTH	OVERALL DIA (mm)	OVERALL WIDTH (mm)	STATIC RADIUS (mm)	ALTERNATE RIM (inch)
11R22.5	148/145L	20.6	1064	277	495	7.50 - 8.25
12R22.5	150/147L	23.0	1098	295	511	8.25 - 9.00
295/80R22.5	152/148M	22.1	1067	303	496	8.25 - 9.00
315/80R22.5	154/150M	23.0	1095	312	509	9.00 - 9.75



light truck:

M143:

For light trucks and larger vans, the Toyo M143 offers great mileage and reliability with exceptional steering stability, and a uniform contact patch. It gives an impressive performance throughout its life. Truck tyres as low maintenance and dependable as these are truly a fit and forget solution.

TYRE SIZE	LOAD/SPEED INDEX	TREAD DEPTH	OVERALL DIA (mm)	OVERALL WIDTH (mm)	STATIC RADIUS (mm)	ALTERNATE RIM (inch)
9.5R17.5	129/127L	11.6	838	230	376	6.00 - 6.75
205/75R17.5	124/122M	12.1	761	202	346	5.25 - 6.25
215/75R17.5	126/124M	12.5	776	212	352	6.00 - 6.75
225/75R17.5	129/127M	13.0	793	225	358	6.00 - 6.75
235/75R17.5	132/130M	13.0	803	233	362	6.75 - 7.50
245/70R19.5	136/134M	12.5	843	240	383	6.75 - 7.50
265/70R19.5	140/138M	13.0	871	253	394	6.75 - 8.25
285/70R19.5	145/143M	13.5	893	275	403	7.50 - 9.00



M109:

Featuring a stiff, five-rib tread pattern for enhanced steering stability, the M109 is a low-profile tyre specifically for light trucks and large vans. Expect very even tread wear and long tyre life thanks to a contact patch designed for optimal uniformity.

TYRE SIZE	LOAD/SPEED INDEX	TREAD DEPTH	OVERALL DIA (mm)	OVERALL WIDTH (mm)	STATIC RADIUS (mm)	ALTERNATE RIM (inch)
205/75 R16	113/111N	11.0	716	203	333	5.0
225/75 R16	121/120N	12.0	744	220	346	6.0



M82:

The M82 is an all round fitment tyre suitable for light trucks. It is a quiet running tyre which gives a long and consistent life.

TYRE SIZE	LOAD/SPEED INDEX	TREAD DEPTH	OVERALL DIA (mm)	OVERALL WIDTH (mm)	STATIC RADIUS (mm)	ALTERNATE RIM (inch)
8R17.5	117/116L	11.5	782	200	364	5.25 - 6.00
8.5R17.5	121/120L	12.0	801	205	372	5.25 - 6.00



M608:

The M608 is a premium deep treaded tyre for lighter applications and is a drive tyre with a lot of benefits. Excellent traction, outstanding tyre life and even wear are all characteristics of this fit and forget tyre.

TYRE SIZE	LOAD/SPEED INDEX	TREAD DEPTH	OVERALL DIA (mm)	OVERALL WIDTH (mm)	STATIC RADIUS (mm)	ALTERNATE RIM (inch)
205/75R16	113/111N	14.0	721	200	335	5.50 - 6.50
205/75R17.5	124/122M	14.9	768	202	357	5.25 - 6.75
215/75R17.5	126/124M	15.4	781	215	363	6.00 - 6.50
225/75R17.5	129/127M	15.8	798	230	371	6.00 - 6.75
235/75R17.5	132/130M	15.8	812	237	378	6.75 - 7.50
245/70R19.5	136/134M	15.4	844	240	392	7.50
265/70R19.5	140/138M	15.8	875	260	407	7.50 - 8.25
285/70R19.5	145/143M	16.3	899	280	418	8.25 - 9.00



M76:

Another drive axle tyre for standard profile fitments, the Toyo M76 comes with a deep tread pattern which offers excellent traction and mileage.

TYRE SIZE	LOAD/SPEED INDEX	TREAD DEPTH	OVERALL DIA (mm)	OVERALL WIDTH (mm)	STATIC RADIUS (mm)	ALTERNATE RIM (inch)
8.5R17.5	121/120L	14.9	807	205	375	5.25 - 6.00



van tyres:

HO9:

Don't let severe winter weather hinder your van's productivity – fit the Toyo HO9 All-season tyres and you should keep rolling in all but the most atrocious conditions. The HO9's tread pattern is designed to give extra traction in mild off-road conditions, yet it's also quiet and durable.

TYRE SIZE	LOAD/SPEED INDEX	TREAD DEPTH	OVERALL DIA (mm)	OVERALL WIDTH (mm)	STATIC RADIUS (mm)	ALTERNATE RIM (inch)
14"						
175 R	14C	99/98R	11.0	635	179	287 4.5-5.5
185 R	14C	102/100R	11.0	653	190	294 5.0-6.0
195 R	14C	106/104R	11.0	666	199	299 5.0-6.0
205 R	14C	109/107R	11.5	686	211	307 5.5-6.5
215 R	14C	112/110R	11.5	700	221	312 5.5-7.0
185/75 R	14C	102/100R	11.0	634	183	286 5.0-6.0
195/75 R	14C	106/104R	11.0	653	188	294 5.0-6.0
15"						
195/70 R	15C	104/102R	10.5	653	198	297 5.0-6.0
205/70 R	15C	106/104R	11.0	668	204	261 5.5-6.5
215/70 R	15C	109/107R	11.0	681	217	266 5.5-7.0
225/70 R	15C	112/110R	11.0	696	227	313 6.0-7.0
16"						
175/75 R	16C	101/99R	11.0	668	175	305 4.5-5.5
195/75 R	16C	107/105R	11.0	697	195	316 5.0-6.0
205/75 R	16C	110/108R	11.5	714	206	323 5.5-6.5
215/75 R	16C	113/111R	11.5	730	220	329 5.5-7.0
225/75 R	16C	118/116R	11.5	743	228	334 6.0-7.0
195/65 R	16C	104/102R	10.5	664	199	304 5.5-6.0
195/65 R	16C	100/98T	10.5	665	198	304 5.5-6.0
205/65 R	16C	107/105T	10.5	676	206	264 5.5-6.5
215/65 R	16C	106/104T	10.5	690	221	314 6.0-7.0
215/65 R	16C	109/107R	10.5	691	219	314 6.0-7.0
225/65 R	16C	112/110R	10.5	703	228	319 6.0-7.0
235/65 R	16C	115/113R	10.5	715	240	279 6.5-7.5



HO8/HO2/VO2:

The HO8 gives first rate performance in the wet or dry combined with a long working life. Designed to satisfy the most demanding users. This tyre is relied on by the emergency services amongst many others.

TYRE SIZE	LOAD/SPEED INDEX	TREAD DEPTH	OVERALL DIA (mm)	OVERALL WIDTH (mm)	STATIC RADIUS (mm)	ALTERNATE RIM (inch)
13"						
165 R	13C	91/89P (VO2)	8.4	597	164	179 4.0 - 5.0
165/70 R	13C	88/86R	9.7	559	167	254 4.5-5.0
14"						
175 R	14C	99/98S	10.7	634	180	286 5.0-6.0
185 R	14C	102/100S	10.7	650	193	293 5.0-6.0
195 R	14C	106/104S	10.7	666	200.5	299 5.0-6.0
205 R	14C	109/107S	11.2	686	213	307 5.5-6.5
215 R	14C	112/110S	11.2	699	222	312 5.5-7.0
165/75 R	14C	93/91R	10.7	601	165	234 4.0-5.0
185/75 R	14C	102/100S	10.7	632	186	246 4.5-6.0
195/75 R	14C	106/104S	10.7	645	197	252 5.0-6.0
165/70 R	14C	89/87R	9.7	585	167	267 4.5-5.0
175/65 R	14C	90/88R	10.2	584	178.5	267 5.0-5.5
15"						
185 R	15C	103/102S (HO2)	10.7	674	189	309 5.0-6.0
225/75 R	15C	110/108Q	11.2	719	227	280 6.0-7.0
195/70 R	15C	104/102S	10.2	652	202	296 5.0-6.0
205/70 R	15C	106/104S	10.2	667	203	260 5.5-6.5
215/70 R	15C	109/107S	10.2	680	219	265 5.5-7.0
225/70 R	15C	112/110S	10.7	695	228	313 6.0-7.0
205/65 R	15C	102/100T	10.2	647	207	252 5.5-6.5
16"						
175/75 R	16C	101/99S	10.7	668	176	261 4.5-5.5
185/75 R	16C	104/102S	10.7	684	185	311 5.0-6.0
195/75 R	16C	107/105S	10.7	696	196.5	316 5.0-6.0
205/75 R	16C	110/108R	11.2	714	206	323 5.5-6.5
205/75 R	16C	113/111Q	11.2	714	204	332 5.5-6.5
215/75 R	16C	113/111R	11.2	728	217	329 5.5-7.0
215/75 R	16C	116/114Q	11.2	728	215	339 5.5-7.0
225/75 R	16C	118/116R	11.2	743	224	334 6.0-7.0
225/75 R	16C	121/120Q	11.2	744	223	346 6.0-7.0
195/65 R	16C	104/102R	10.2	661	199	258 5.5-6.0
195/65 R	16C	100/98T	10.2	661	197	302 5.5-6.0
205/65 R	16C	107/105T	10.2	671	209	262 5.5-6.5
215/65 R	16C	106/104T	10.2	687	220	313 6.0-7.0
215/65 R	16C	109/107R	10.2	688	219	313 6.0-7.0
225/65 R	16C	112/110R	10.2	700	228	273 6.0-7.0
235/65 R	16C	115/113R	10.2	712	242	278 6.5-7.5
215/60 R	16C	103/101T	10.2	667	218	260 6.0-7.0
225/60 R	16C	101/99T	*	*	*	*
225/60 R	16C	105/103T	*	*	*	*
17"						
215/60 R	17C	104/102T	10.5	690	217	269 6.0-7.0





Toyo van tyres are built for hard graft, day in, day out, whatever the weather and wherever you're working. But while we've made them tough and long lasting, we've also ensured that Toyo van tyres give a comfortable ride quality and are quiet in use - after all, when you spend all day in a van, you deserve to be looked after.

350/330 REINFORCED: Featuring a new clean-cut tread appearance, this tyre offers improved safety, particularly in the wet, better fuel efficiency and higher mileages.

TYRE SIZE	LOAD/SPEED INDEX	TREAD DEPTH	OVERALL DIA (mm)	OVERALL WIDTH (mm)	STATIC RADIUS (mm)	ALTERNATE RIM (inch)
13" 165/80 R13	87R RF	7.7	593	163	231	4.0-5.5
14" 185/80 R14	95R RF (330)	8.1	652	183	293	4.5-6.0
15" 195/70 R15	97S RF (330)	7.7	654	198	297	5.5-7.0



SNOWPROX S930/S942: When your van is fitted with Snowprox Winter tyres, that urgent delivery will get through. With a tread pattern capable of cutting through snow and ice, and a silica-enriched rubber compound, the Snowprox is superbly equipped to find grip and traction in the grimmest conditions.


TYRE SIZE	LOAD/SPEED INDEX	TREAD DEPTH	OVERALL DIA (mm)	OVERALL WIDTH (mm)	STATIC RADIUS (mm)	ALTERNATE RIM (inch)
14" 185/80 R14	95Q RF	8.9	651	183	293	4.5-6.0



Regrooving Recommendations:


Regrooving of Toyo truck tyres should only be carried out using a round regrooving blade

M144




Regrooving Depth
3mm
Width Of Cut
7mm

M111




Regrooving Depth
3mm
Width Of Cut
7mm

M111 11 R 22.5



Regrooving Depth
3mm
Width Of Cut
7mm

M140



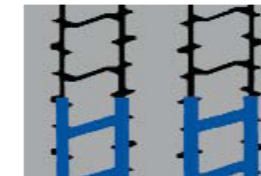
Regrooving Depth
3mm
Width Of Cut
7mm

M125



Regrooving Depth
3mm
Width Of Cut
7mm

M622




Regrooving Depth
3mm
Width Of Cut
7mm

M614




Regrooving Depth
3mm
Width Of Cut
7mm

M142



Regrooving Depth
3mm
Width Of Cut
7mm

M605




Regrooving Depth
3mm
Width Of Cut
7mm

M315




Regrooving Depth
3mm
Width Of Cut
7mm

M320



Regrooving Depth
3mm
Width Of Cut
7mm

M119



Regrooving Depth
3mm
Width Of Cut
7mm

